



MEN OF THE KINGDOM

PARTICIPANT GUIDE

Week 1: Introduction to Men of the Kingdom

Five Roles of a Moral Leader

Define how a Christian man navigates and behaves in the world.

What are the three eternal questions we can ask to find perspective in our lives?

Carpe Diem Mission

What is one thing you want to commit to applying in your life this week?

Note Taking Key

 Personal Answer Space

 Curriculum Answer Space

Week 2: Eternal Question 1 & My Personal Mission Field

Tozer Chapter 1: Following Hard After God

Prepare to discuss the following questions as it relates to this chapter.

- In what areas of your life are you following hard after God? (Day of the week, time of day, specific activity)
- What in your life (experiences, circumstances, attitudes of the heart, sin) is preventing you from experiencing God fully?

Eternal Question 1: Who is your Audience?

See Galatians 1:10

List people in your life who you seek approval and affirmation from? Regularly check your heart on whether you care more about what they think of you, than you care about what God thinks of you.

If Jesus was by your side everywhere you went, would you change how you interact with and treat people? Even though Jesus is not next to us 24/7 he said it was for our benefit for him to go because the Holy Spirit can fill us and lead us.

The people around us (our earthly audience) have an impact on how we behave. How would your life look different if you allow your heavenly audience to impact you instead?

Notes:

My Personal Mission Field

As followers of Jesus Christ we are called to be His witnesses, as we are going in our daily lives, within the area of influence God has assigned to us.

That area of influence (2 Cor. 10.13) therefore represents the Personal Mission Field to which God has sent us. Follow the instructions to plot out your Personal Mission Field and begin working it as your primary calling from the Lord. Devote time each day, in every situation “as you are going,” to work at the ministry God has appointed for you.

Instructions

1. *Write your name on the line in the middle of the diagram.* The arrows in this diagram represent the various places where you go during the course of a typical week (the “as-you-are-goings” of your life). This is where you are called to be a witness for Christ and to make disciples for His Name. This is your Personal Mission Field.
2. *Across each arrow write the name of one place you go each week,* for example, “Home,” “Work,” “Community,” “Neighborhood,” “Church,” “Health Club,” and so forth. These are the places to which God sends you each week to be a witness and make disciples. Being a witness for Christ requires that you understand the Biblical demands of truth, excellence, and goodness that relate to each of these areas of your calling. The Bible has something to teach us about every area of life; in each of these areas where we serve Him. The Lord can teach us what His Word requires of those who are called to be His witnesses in their work, involvement with their communities, cultural activities, and so forth. Develop a plan of Scripture reading and other study that will help you to understand God’s will for these areas of life.
3. *At the ends of the arrows write the names of three or four people you consistently see or relate to in each of the areas of your Personal Mission Field.* Whether they are believers or not, your calling is to help them understand the demands of following Christ. In order to do this consistently you will need to work at careful Preparation (growing in the Lord, praying for others, etc.); consistent Christian Conversation (speech that is edifying, salted with grace, and encouraging); ready and servant-like Demonstration of the love of Christ (following His example, loving others, pursuing holiness; bearing witness); and in pursuing a course of Spirit-filled Transformation (in your personal life, your church, your relationships, and every aspect of life in culture and society). The verses provided under these four headings are merely suggestive. Use the space below them to add your own Scripture reminders for each of these four areas.
4. *Four goals should guide your work in your Personal Mission Field* (2 Corinthians 10.13-18). Let your life space be one where there is much boasting in the Lord. Try to make your Personal Mission Field a kind of mutual edification zone, where you are building others up and being built up by them. Take Christ to the limits of your Personal Mission Field. And always look for opportunities to enlarge and expand it. Use the inside right panel to record relevant items of interest and progress in working your Personal Mission Field.

Carpe Diem Mission

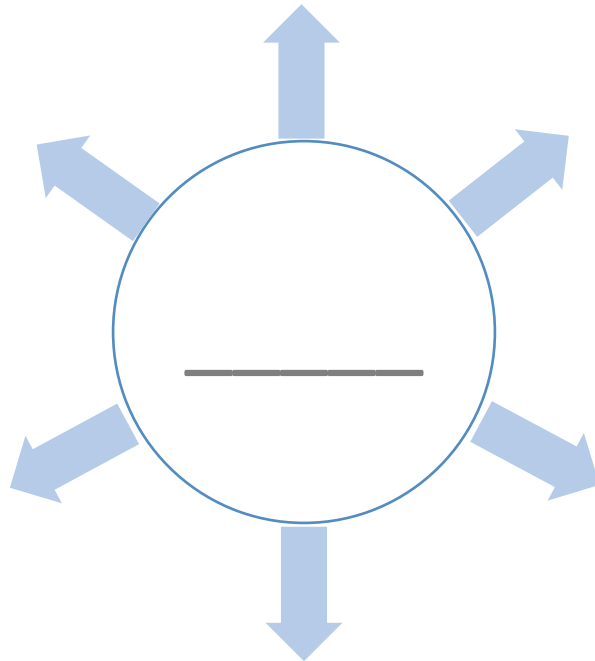
- Follow the instructions above, identify, and document all of the places you go and people you encounter throughout the week, this is your personal mission field.
- Read all the recommended verses on the next page.

My Personal Mission Field

Matthew 28:18-20

2 Corinthians 10:13-18

Ephesians 5:15-17



Preparation

2 Peter 3:18

Ephesians 3:14-19

Colossians 1:9-12

Conversation

Ephesians 4:29; 5:4

Colossians 4:6

1 Thessalonians 5:11

Demonstration

John 13:1-15

Romans 13:8

2 Corinthians 7:1

Transformation

2 Corinthians 3:12-18

Ephesians 4:12-16

Colossians 1:28

Prayers, plans, outcomes, and praises:

Week 3: Eternal Question 2, Kingdom Project Introduction, & Developing Your Personal Mission Statement

Tozer Chapter 2: The Blessedness of Possessing Nothing

Prepare to discuss the following questions as it relates to this chapter.

- Where do you see the Tyranny of things play out in our culture?
- Where do you see a worldly perspective and not God's?

Eternal Question 2: What Treasures are you chasing?

See Matthew 6:21

Identify what "earthly treasures" in your life could distract you from what really matters in life.

Kingdom Project Brainstorming: Advancing the good or attacking the evil in this world

Carpe Diem Mission

- Complete steps one and two in the Personal Mission Statement Study for next week.
- Begin praying about what project is God laying on your heart to either advance the good or attack the evil in this world?

Notes:

Developing Your Personal Mission Statement

Introduction

This exercise will guide you in developing a Personal Mission Statement, to help you live intentionally and fruitfully in your Personal Mission Field.

This exercise is a companion to the Personal Mission Field exercise we completed last week.

A Personal Mission Statement functions like the North Star to guide you in seeking the Kingdom of God and His righteousness (Matthew 6:33) in your daily walk with Christ. We live in a time of rapid change, and the world is coming at us at an ever-increasing pace. This rate of change is increasing because the world system is built on a foundation of shifting sand, and the follower of Christ must navigate through a world that does not recognize or submit to the Kingdom of Jesus.

However, what is true yesterday, today, and forevermore is that Jesus Christ is on the throne; and as His ambassadors, we owe it to our King to seize the day and live to His glory.

How are we to go about accomplishing this task?

First, we must recognize that during all of our life, we are living in a Mission Field, and every day is an opportunity to know more of God and His glory.

The Christian must fix his gaze on glorifying God. We glorify God by intentionally living up to the Personal Mission that God has prepared for us since the foundation of time (Ephesians 2:10).

Prayerfully developing a Personal Mission Statement is a step in that direction.

Developing a Personal Mission Statement involves a process of asking yourself, your closest Christian friends, and the Holy Spirit a series of questions that can hone your vision for serving the people in your Personal Mission Field. Your Personal Mission Field indicates the people and places that God is sending you to on a daily basis. A Personal Mission Statement helps you focus your energies on your particular calling to love and serve those to whom God sends you as His Kingdom ambassador.

Developing a Personal Mission Statement must be covered in and surrounded continuously with prayer. Ask your close Christian friends to be praying for you throughout the formation of your Personal Mission Statement. Prayerfully ask the Holy Spirit to guide you throughout the entire process. Leave plenty of room for His prompting and be willing to be obedient to His leading. The guidelines that follow will lead you to develop a Personal Mission Statement that can make working your Personal Mission Field a daily adventure of following Jesus and seeking His Kingdom.

Step 1: Waiting on the Lord

To begin this process, spend some time in solitude with your Bible and a way to record your thoughts. Begin your session praying through Psalm 46. Then reflect in writing on the following questions:

1. What needs am I most aware of in the people in my Personal Mission Field? What keeps coming up in conversations? What do I hear about from them? What do I observe?

2. What spiritual gifts and talents have I been given for serving the body of Christ and the people in my Personal Mission Field? What do I consider to be my strengths? How can I improve these? Which gifts do I lack? How can I develop these gifts more fully, so that I use them more consistently?

3. Reflect on your walk with the Lord. Where have you felt God's pleasure as you served others? In what situations and settings has this most frequently occurred? Describe this as vividly as you can. Who was present? What were you doing that brought you into the pleasure of the Lord? In what environment did this experience occur? What reaction from others did you receive during this time? Did you tell people about this experience? What smells and colors were present during this time in your life? Be specific and paint a picture of these times when you knew the pleasure of the Lord most fully.

4. What burdens you in your soul? That is, what keeps coming up in your prayers, studies, thinking, daily life, and dreams that you feel strongly drawn to address, or make some effort to change or affect?

5. After you have completed the above questions, search the Scriptures for examples and exhortations that correlate with your answers. Record these Scriptures with a short a summary of the key points.

STEP 1 SUMMARY

Summarize in writing the most important insights that have emerged during this first step in the process of developing your Personal Mission Statement:

Step 2: Share and Consult

Get together with a few of your close Christian friends and share with them the task you are undertaking. You can do this individually or as a group, but we recommend a group setting, since the insights and suggestions of one can encourage others.

1. Ask them to share with you situations in which they have seen you stepping out in faith and serving Christ. Ask them: How they have been brought closer to Christ through your fellowship? As they see it, when you are operating at your Spirit-led best, what are you doing? Whom are you serving? In what environment do you tend to go all out for the Kingdom? Record their thoughts and comments below:

2. Repeat this exercise with a close loved one, and record their thoughts below:

STEP 2 SUMMARY

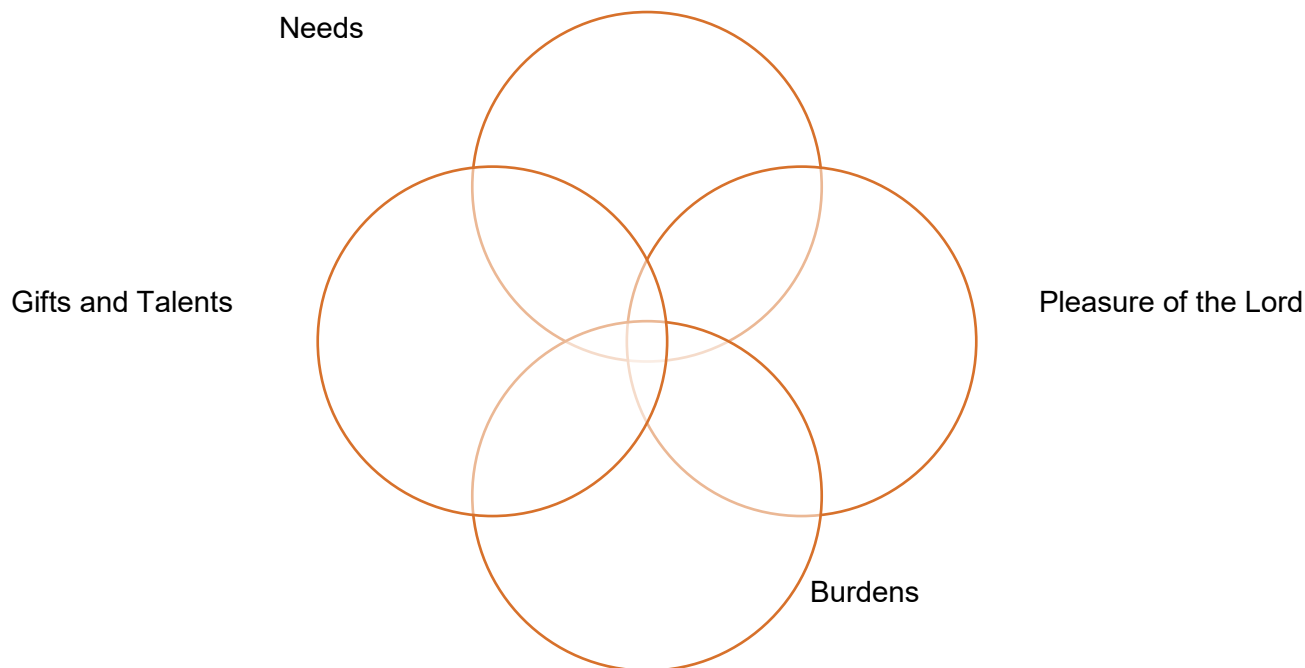
Summarize what you have learned from this part of the process of developing your Personal Mission Statement. How does this step build on Step 1? Are you beginning to see a pattern or template emerging?

Step 3: Review and Clarify

Review all the work you have done in Steps 1 and 2 above. Then reflect on the following questions.

1. What trends seem to be emerging? List your answers below and assign a number to each answer. Don't worry about getting your answers in some kind of order; just record them as you think of them, giving a number to each one.

2. Think of a Venn diagram with the categories you have been examining represented in four circles, one for each of the first four questions in Step One. Assign to each circle below the answers you gave to question 1 above, using only the numbers for each answer:



The “sweet spot” of this diagram is where all four of these matters come together. Can you think of a situation that occurred in your Personal Mission Field that might represent this “sweet spot,” this coming together of needs, gifts, burdens, and the Lord’s pleasure? In this situation, how can you see all four of these matters coming together? How does this situation “feel” as you reflect on it?

Spend some time in prayer, asking the Holy Spirit to show you how that “sweet spot” experience could be more consistently present in your work in your Personal Mission Field. At this point, you should be starting to develop a compelling vision of how these various answers can work together to SERVE/DISCIPLE/LOVE those in your Personal Mission Field. Remember that the Holy Spirit can accomplish immeasurably more than we have ever experienced or could ever imagine, so dream big! (Ephesians 3:20). Make some notes below in response to your time of prayer:

3. Now pull those notes together into a single statement, which defines what your life would be if you could know that “sweet spot” experience in everything, you do. What would you be doing? When? With whom? **This will provide the content for a first draft of your Personal Mission Statement:**

STEP 3 SUMMARY

As clearly and succinctly as you can, write a first draft of your Personal Mission Statement. Complete the following statement: “In calling me to His Kingdom and glory (1 Thess. 2:12), God has given me the mission of...

Step 4: Sharpen Your Focus

Take out your Personal Mission Field and use the questions that follow to review the people and places where God is sending you each week. Write your Personal Mission Statement on a 3x5 card, and review it as you work through each of the questions in this Step.

1. Prayerfully meditate on Psalm 90.12, 16, 17. How do you see yourself serving the people in your Personal Mission Field, based on your first draft of your Personal Mission Statement? Imagine yourself interacting with each person and place of your Personal Mission Field in the light of your newly declared Personal Mission Statement. Would your conversations and attitudes look different if, before engaging these, you meditated on your Personal Mission Statement? Explain:

2. Review the Venn diagram from Step 3. Which of those circles needs some “beefing-up” for you to become more consistent and effective in working your Personal Mission Field? What can you do to bring more focus to each of those circles?

3. Begin to imagine how different your Personal Mission Field will look as you wholeheartedly obey the vision of service that the Holy Spirit has led you to define. Below, describe one or two scenarios that you might actually encounter in the coming week. Explain how your Personal Mission Statement will guide you to prepare for and engage those opportunities:

STEP 4 SUMMARY

Where do you expect to see immediate improvement in applying your Personal Mission Statement to your Personal Mission Field?

Step 5: Share and Consult

Gather again with your Christian friends and review the initial draft of your Personal Mission Statement. Seek their counsel and insight on your efforts.

1. Share your summaries to Steps 3 and 4 with some of the examples or scenarios you recorded in those steps. Record your friends' responses and suggestions below:

2. After a time of prayer, revise and adapt your Personal Mission Statement, incorporating their feedback. Share with your friends your revised statement and invite their responses.

3. Repeat this exercise with your family, wife or significant other (if applicable).

STEP 5 SUMMARY

Record your revised Personal Mission Statement below:

Step 6: Plan of Action

Set a plan to begin living out your Personal Mission, paying special attention to the long-term vision of what that mission will involve, and the next steps you need to take to implement the plan.

The key to establishing this new walk is to articulate as clearly as possible your vision of what you will look like in your Personal Mission Field as you pursue your Personal Mission Statement. Then you can set plans that will help you flesh out that vision through specific actions over a set period.

Develop a four-year plan, broken down into one-year plans (reviewed and revised annually), and work at your annual plan month by month and week by week. Pray daily about your plan and continue to work your plan until it becomes second nature and you begin realizing more of your personal vision.

Planning Template

Psalm 90:12, 16, 17

Project:

Today

Objectives

| | | | | | |
|------------------------------------------------|---|---|---|---|---|
| G O A L S | | | | | |
| | | | | | |
| A C T I V I T I E S | | | | | |
| | | | | | |
| Year | 1 | 2 | 3 | 4 | 5 |

James 4:13-15

Week 4: Eternal Question 3 & Protector

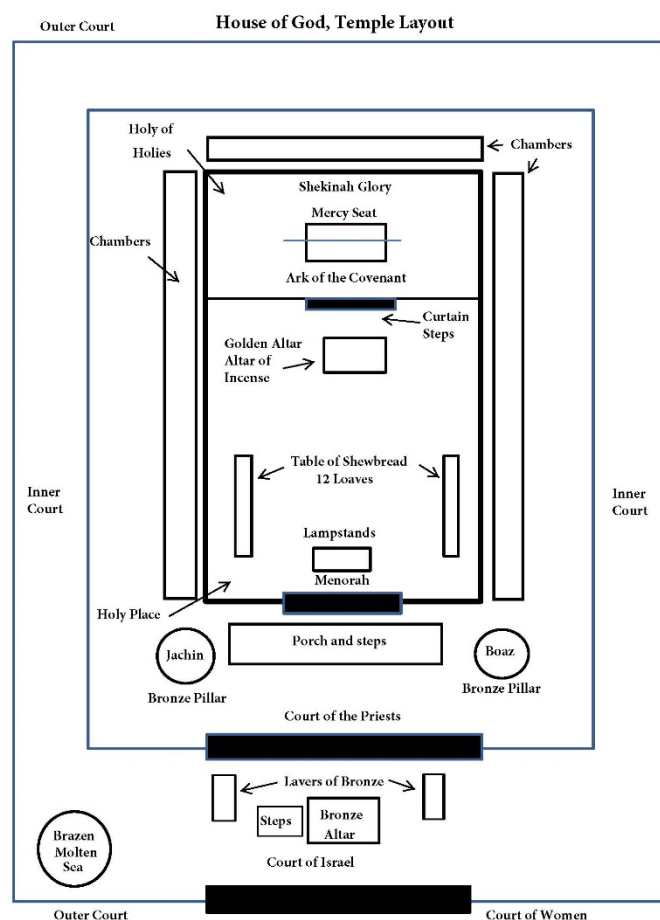
Tozer Chapter 3: Removing the Veil

Background

In the Old Testament, God manifested His presence within the Tabernacle; which dwelled behind the veil. This veil was the barrier that separated God's holy presence from humanity. The place where God's Spirit dwelt was called the Holy of Holies. When Jesus died, the veil was torn, and God moved out of that place never again to dwell in a temple made with human hands ([Acts 17:24](#)). The tearing of the veil symbolizes the access we now have to a Holy God because of Christ.

Prepare to discuss the following questions as it relates to this chapter.

- What relationships or areas of your life do you keep God out?
- On a scale from 1 to 10 what is your Spiritual proximity to God?



Eternal Question 3: Whose Timeframe are you living by?

Check out [Francis Chan's Rope Illustration](#) on YouTube

See James 4:14

When or where in your life do you need to pause and fix your eyes on eternity?

Moral Leader Role: Protector

The Protector guards the minds, bodies and souls of those God has entrusted his care.

The four actions of a Protector:

Historical Example of a Protector: William Wilberforce (1779-1833)

- British Politician who protected overlooked people groups in society
- Suppressed the slave trade
- Credited on the work of the reformation of manners
- Protected children by instituting child labor laws
- Improved education, healthcare, policing, and conditions for the poor
- It's estimated that close to _____ different humanitarian causes were significantly advanced by Wilberforce's involvement



Week 4 Notes:

Carpe Diem Mission

- Look for opportunities where you can protect someone in your mission field.
- Continue to navigate through the steps of the Personal Mission Statement exercise.
- Watch this movie clip from the movie Amazing Grace.
 - https://www.youtube.com/watch?v=R4S_YBqjqDk

Week 5: Priest

Tozer Chapter 4: Apprehending God

Prepare to discuss the following questions as it relates to this chapter.

- Do you live each day as though you can count on Jesus? If not, what is preventing you from counting on Him?
- How has spiritual numbness referenced in paragraph 8 displayed itself in your life?
- How often do you think of the unseen realm?

Moral Leader Role: Priest

The four actions of a Priest:

Historical Example of a Priest: Dietrich Bonhoeffer

- He led the first church of resistance to Hitler's persecution of the Jews.
- Bonhoeffer is most known for his book titled *The Cost of Discipleship*, which is fixated around Jesus' Sermon on the Mount and what it means to follow Christ.
- Bonhoeffer led an underground seminary to train confessing church pastors.
- He even joined a secret German Military Intelligence Agency called *Abwehr* who plotted ways to take down Hitler.



Carpe Diem Mission

- This week look for opportunities to act as a priest for someone in your mission field.
- Who is someone you can come alongside, encourage, and share or remind them of the gospel (good news)?

Notes:

Week 6: Prophet

Tozer Chapter 5: The Universal Presence

Prepare to discuss the following questions as it relates to this chapter.

- Since God's presence is universal, how can we help believers in our personal mission field be more aware of his presence?
- Brainstorm how we can increase our spiritual receptivity.

Moral Leader Role: Prophet

The 4 actions of a Prophet:

Historical Example of a Prophet: Martin Luther King Jr.

- One of the most influential Civil Rights Activists in history.
- In his "I Have a Dream" Speech he spoke to over 250,000 people and inspired thousands by casting a vision of a future where all are equal and not judged by the color of their skin, but by the content of their character.
- He led and orchestrated the Montgomery Bus Boycott that spanned 385 days.
- In his final years of his life he had shifted more of his focus toward the issue of poverty and its relationship to urban violence.



Carpe Diem Mission

- Identify someone this week who could benefit from hearing God's truth. It may be as simple as a reminder that we are loved and our lives were bought with the price of Jesus' or as complex as spending hours with someone who has been facing a lot of trials and walking alongside with them. Share with them God's truth or call out lies from the enemy they may be facing.

Notes:

Week 7: Provider & Kingdom Project Review

Tozer Chapter 6: The Speaking Voice

Prepare to discuss the following questions as it relates to this chapter.


- How is God speaking in the world today?
- “Our strength and safety lie not in noise but in silence.” How do you practice the discipline of solitude in your walk with God?

Moral Leader Role: Provider

Four actions of a Provider

Historical Example of a Provider: George Washington

- In the Battle of Valley Forge Washington got Ministers to encourage, provide worship and renew the spirits of the troops.
- He refused to become a King and voluntarily stepped down from being one of the most powerful people on the planet.
- He provided for the least and the lost. He was a slave owner, but he re-wrote his will to free his slaves and provided education for young freedmen.



Carpe Diem Mission

- Look for conversations and opportunities to change the environment or create a positive environment for someone else to have an encounter with God.
- Complete your Personal Mission Statement if you haven't already as we will be sharing our statements with the group next week.

Notes:

Week 8: Projector of a Kingdom Vision

Tozer Chapter 7: The Gaze of the Soul

Prepare to discuss the following questions as it relates to this chapter.

- How would you define/describe faith?
- What does it look like to inwardly gaze Godward?

Moral Leader Principle: Projector of a Kingdom Vision

Four actions of a Projector:

Historical Example of a Projector of a Kingdom Vision: Stephen

In chapter six in the book of Acts, the apostle Luke describes Stephen as a man full of God's grace and power.

The great wonders God gave him the ability to perform made Jews during the time angry with him.

Stephen's adversaries could not stand up against him because he spoke the wisdom of the Spirit (Acts 6:10)

When Stephen was put on trial before the Sanhedrin he stayed true to the Gospel of the Kingdom and God's word.

As he was about to be stoned he still focused on the Kingdom of Heaven (Acts 7:55) and sought forgiveness for those who killed him.

**Acts of the
Apostles**

Reflection Question

What are some practical ways you can remain fixated on Christ when you are facing trials or persecution?

Carpe Diem Mission

Now that we have covered all five of the principles of a moral leader your mission is to find an opportunity to be at least one of the five sometime this week. Just as a reminder the five principles are Protector, Priest, Prophet, Provider, and Projector of a Kingly Vision.

Notes:

Week 9: Spiritual Board

Tozer Chapter 8: Restoring the Creator-Creature Relation

Prepare to discuss the following questions as it relates to this chapter.

- Do you agree or disagree that the foundation of all human misery is a radical dislocation of our relationship with God? Why or why not?
- In what ways do you feel out of adjustment or a foreigner in this world?

Spiritual Board of Directors

Carpe Diem Mission

Through your personal mission field or another method, identify the Paul's, Silas', and Timothy's in your life and how you can strengthen each other.

Notes:

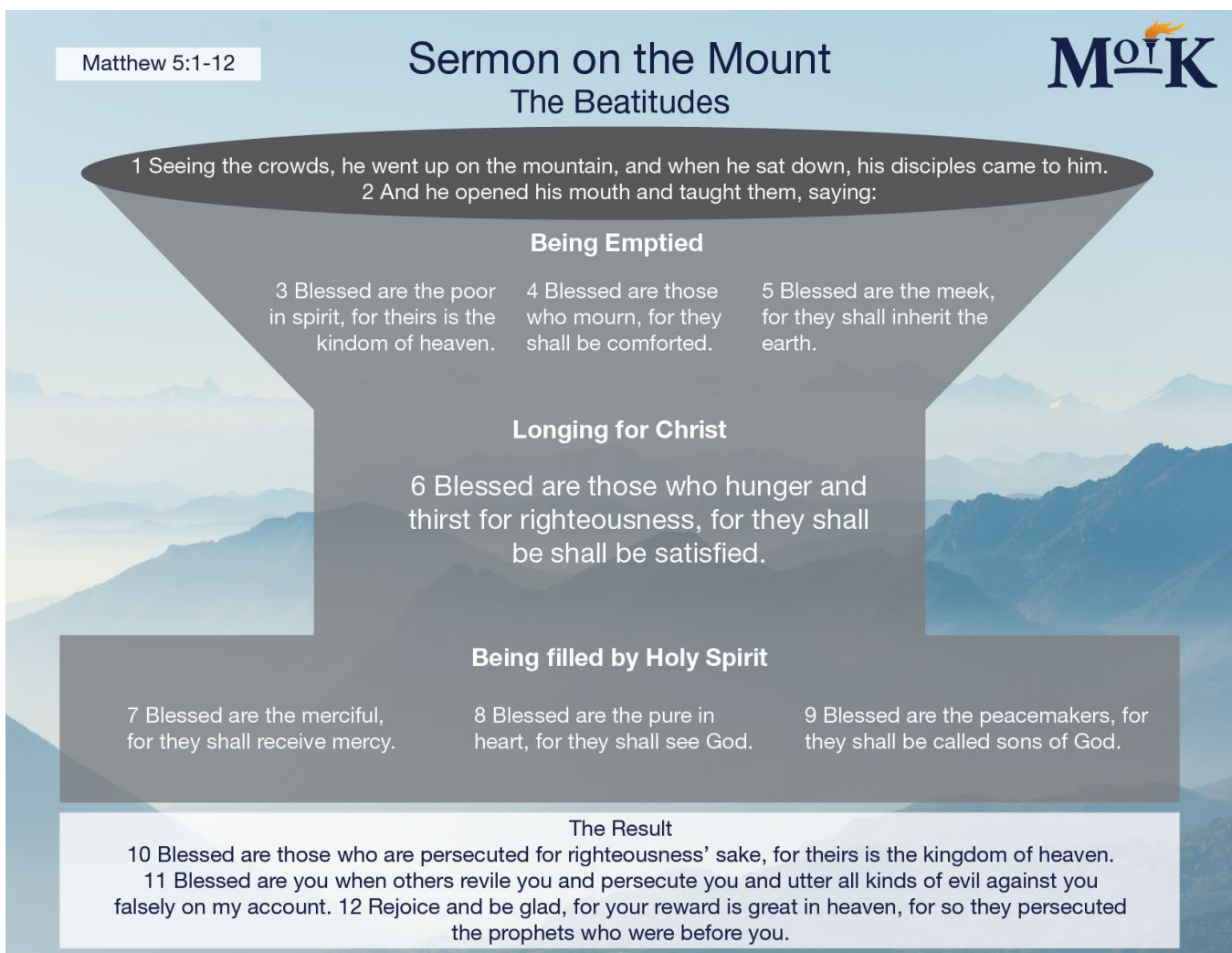
Week 10: Beatitudes

Tozer Chapter 9: Meekness and Rest

Prepare to discuss the following questions as it relates to this chapter.

- Before this chapter what came to mind when you thought about the meaning of the word “meek”?
- What promises of God can you lean on as you realize your true position in Christ?

Beatitudes



Carpe Diem Mission

Reflect on Jesus' Sermon on the Mount. What do you have stored in your heart that needs to be emptied or released so that the Holy Spirit can completely fill you?

Notes:

Week 11: Living with a Kingdom Mindset

Tozer Chapter 10: The Sacrament of Living

Prepare to discuss the following questions as it relates to this chapter.

- Have you ever experienced the mental split between sacred and secular? Why is this split dangerous?
- How have you demonstrated your Kingdom values in “secular” settings?

The Fallacy of the Sacred and Secular Divide

Identify what areas of your life do you not allow God into?

The Kingdom of God and the Divine Economy

Money itself is not evil, but the _____ can separate us from God.

Carpe Diem Mission

Prepare your project plan for next week.

Next week share your project focus, target audience, anticipated start date, and desired outcomes of your project.

Notes:

Week 12: Summary

Five Roles of a Moral Leader


Define how a Christian man navigates and behaves in the world.

What are the three eternal questions we can ask to find perspective in our lives?

Reflection

What have you learned from this group and where have you heard from God?

Project Next Steps



Carpe Diem Mission

Go out and execute what you have learned. God has gifted you the ability and opportunity to be a leader in so many different environments. As men we are called not to live passively, but act justly, love mercy, and walk humbly with God.

Thank you for being a Man of the Kingdom.